



**COTTON  
ASSOCIATION  
OF INDIA**

*Established 1921*

ISO 9001:2015

# **COTTON ASSOCIATION OF INDIA**

**MONTHLY REPORT  
MARCH 2024**

**ALL INDIA ARRIVALS**

**STATEWISE CROP ESTIMATES**

**INDIAN COTTON BALANCE SHEET**



# COTTON ASSOCIATION OF INDIA

Cotton Exchange Bldg., 2<sup>nd</sup> Floor, Opp. Cotton Green Rly. Station,  
Cotton Green, Mumbai 400 033.

Telephone No.: 20830685, 8657442944/45/46/47/48

Email: [cai@caionline.in](mailto:cai@caionline.in)

Website: [www.caionline.in](http://www.caionline.in)

## PRESS RELEASE

### **CAI RETAINS ITS MARCH COTTON PRESSING ESTIMATE FOR 2023-24 COTTON SEASON AT 309.70 LAKH BALES**

-----

Cotton Association of India (CAI) has released its March estimate of the cotton pressing numbers for 2023-24 season, which began on 1st October 2023. CAI has retained its cotton pressing estimate for 2023-24 season at 309.70 lakh bales of 170 kgs. each (equivalent to 324.99 lakh running bales of 162 kgs. each). Based on input received from the members of 11 cotton growing state associations and other trade sources, the Committee maintained pressing figures for 2023-24 season at the same level as estimated by it previously. The State-wise break-up of the Cotton pressing numbers as well as Balance Sheet for the season with the corresponding data for the previous crop year are enclosed.

The total cotton supply till end of March 2024 is estimated at 297.03 lakh bales of 170 kgs. each (equivalent to 311.70 lakh running bales of 162 kgs. each) which consists of the arrivals of 263.13 lakh bales of 170 kgs. each (equivalent to 276.12 lakh running bales of 162 kgs. each), imports of 5.00 lakh bales of 170 kgs. each (equivalent to 5.25 lakh running bales of 162 kgs. each) and the opening stock estimated by the CAI at 28.90 lakh bales of 170 kgs. each (equivalent to 30.33 lakh running bales of 162 kgs. each) at the beginning of the season.

Further, the CAI has estimated cotton consumption upto the end of March 2024 at 165.00 lakh bales of 170 kgs. each (equivalent to 173.15 lakh running bales of 162 kgs. each) while the export shipments upto 31st March 2024 are estimated by the CAI at 18.00 lakh bales of 170 kgs. each (equivalent to 18.89 lakh running bales of 162 kgs. each). Stock at the end of March 2024 is estimated at 114.03 lakh bales of 170 kgs. each (equivalent to 119.66 lakh running bales of 162 kgs. each) including 47.00 lakh bales of 170 kgs. each (equivalent to 49.32 lakh running bales of 162 kgs. each) with textile mills which is about 51 days consumption and the remaining 67.03 lakh bales of 170 kgs. each (equivalent to 70.34 lakh running bales of 162 kgs. each) with CCI, Maharashtra Federation and others (MNCs, traders, ginners, etc.) including cotton sold but not delivered.

The CAI has retained its total cotton supply till end of the cotton season 2023-24 (i.e. upto 30th September 2024) at the same level as estimated previously i.e. at 359.00 lakh bales of 170 kgs. each (equivalent to 376.73 lakh running bales of 162 kgs. each). The total cotton supply consists of the opening stock of 28.90 lakh bales (equivalent to 30.33 lakh running bales of 162 kgs. each) at the beginning of 2023-24 season on 1st October 2023, cotton pressing numbers estimated for the season at 309.70 lakh bales of 170 kgs. each

(equivalent to 324.99 lakh running bales of 162 kgs. each) and imports for the season estimated at 20.40 lakh bales of 170 kgs. each (equivalent to 21.41 lakh running bales of 162 kgs. each). The cotton imports estimated by the CAI for the season are higher by 7.90 lakh bales of 170 kgs. each compared to last year.

The domestic consumption estimated by the CAI is the same as estimated previously i.e. 317 lakh bales of 170 kgs. each (equivalent to 332.65 lakh running bales of 162 kgs. each). The exports for the season 2023-24 estimated by the CAI are the same as estimated previously i.e. 22 lakh bales of 170 kgs. each (equivalent to 23.09 lakh running bales of 162 kgs. each) as against 15.50 lakh bales of 170 kgs. each (equivalent to 16.27 lakh running bales of 162 kgs. each) estimated for 2022-23 season.

**The CAI will review and finalise its estimated cotton balance sheet for ongoing crop year 2023-24 including cotton production, consumption, exports, imports numbers at the ensuing all India meeting of its National Crop Committee with Stakeholders which is scheduled to be held on Monday, the 10th June 2024 in Ludhiana (Punjab). This meeting is very important and entire cotton value chain including spinning mills, MNCs, ginners, traders, importers, exporters, brokers, Presidents / Secretaries of upcountry associations representing all 11 cotton growing states will attend this meeting.**

#### **SALIENT FEATURES OF THE CAI CROP COMMITTEE MEETING HELD ON 24TH APRIL 2024**

The Crop Committee of the Cotton Association of India (CAI) held its meeting on Wednesday, the 24th April 2024 virtually, which was attended by 20 members representing various cotton growing regions of the country. Based on the input given by the representatives of each state association, the CAI Crop Committee has estimated total cotton pressing numbers for 2023-24 season and has also drawn cotton balance sheet for 2023-24 season.

The following are the salient features of the CAI crop report: -

##### **1. CONSUMPTION**

The CAI has maintained cotton consumption for 2023-24 season at 317 lakh bales of 170 kgs. each (equivalent to 332.65 lakh running bales of 162 kgs. each) i.e. same as estimated previously.

Upto 31st March 2024, the consumption is estimated at 165.00 lakh bales of 170 kgs. each (equivalent to 173.15 lakh running bales of 162 kgs. each).

##### **2. COTTON PRESSING**

As per the crop report submitted by upcountry associations and trade sources at the meeting of the CAI Crop Committee, the Committee has retained its cotton pressing estimate at 309.70 lakh bales of 170 kgs. each (equivalent to 324.99 lakh running bales of 162 kgs. each).

The Committee members will have a close watch on the pressing numbers of cotton in the subsequent months and if any addition or reduction is required to be made in the pressing numbers, the same will be made in the CAI report.

##### **3. IMPORTS**

The cotton imports into India during 2023-24 season are also maintained at 20.40 lakh bales of 170 kgs. each (equivalent to 21.41 lakh running bales of 162 kgs. each) as against 12.50 lakh bales of 170 kgs. each (equivalent to 13.12 lakh running bales of 162 kgs. each) estimated for last season. The cotton imports estimated for the ongoing crop year 2023-24 are higher by 7.90 lakh bales of 170 kgs. each compared to last year.

Upto 31st March 2024, about 5.00 lakh bales of 170 kgs. each (equivalent to 5.25 lakh running bales of 162 kgs. each) are estimated to have arrived the Indian Ports.

#### **4. EXPORTS**

The Committee has retained its cotton exports estimate at 22 lakh bales of 170 kgs. each (equivalent to 23.09 lakh running bales of 162 kgs. each). The cotton exports for 2023-24 crop year are estimated to be higher at 6.50 lakh bales of 170 kgs. each as against 15.50 lakh bales of 170 kgs. each (equivalent to 16.27 lakh running bales of 162 kgs. each) estimated for the last season.

#### **5. CLOSING STOCK AS AT 30TH SEPTEMBER 2024**

The closing stock as on 30th September 2024 is estimated at 20 lakh bales of 170 kgs. each (equivalent to 20.99 lakh running bales of 162 kgs. each) as against 28.90 lakh bales of 170 kgs. each (equivalent to 30.33 lakh running bales of 162 kgs. each) in last year.

Mumbai

Date: 25<sup>th</sup> April 2024

Atul S. Ganatra

President



# COTTON ASSOCIATION OF INDIA

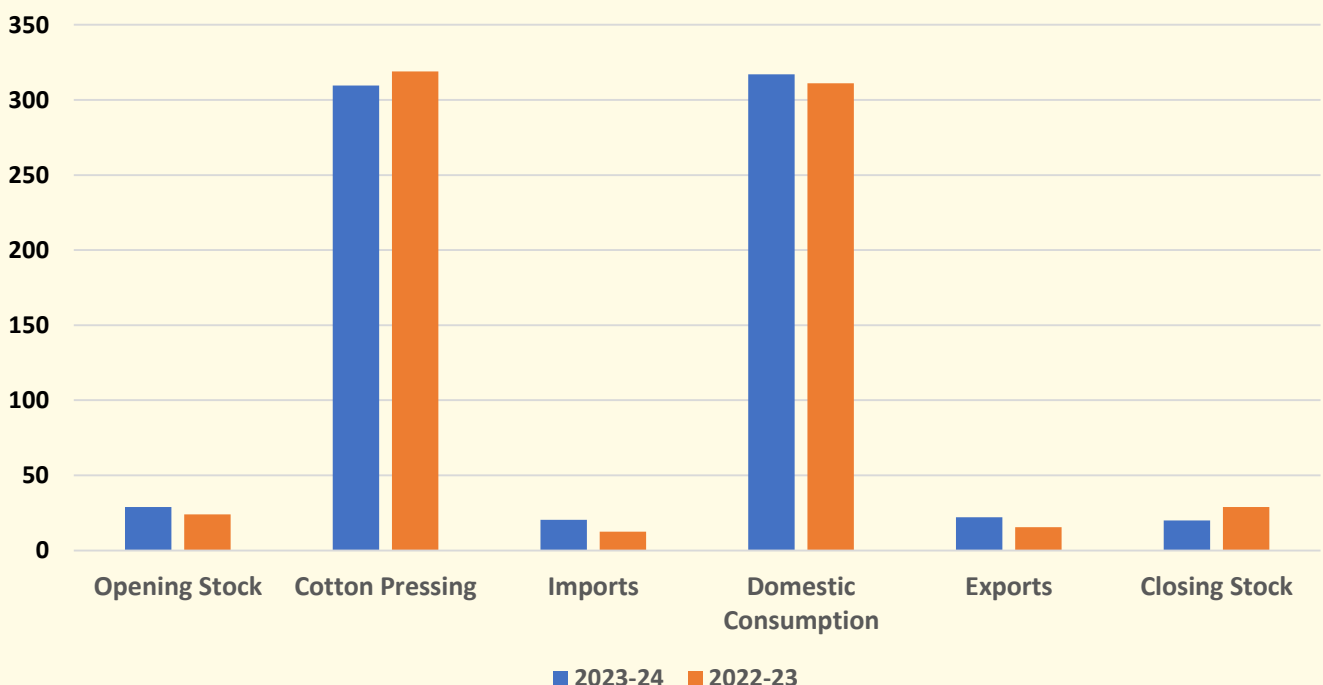
## INDIAN COTTON BALANCE SHEET FOR THE SEASON 2022-23 AND 2023-24

Estimated as on 31st March 2024

All Figures in Lakh Bales of 170 Kg

Season	2023-24		2022-23	Change	
Details	Feb-24	Mar-24		Monthly	Yearly
<b>Supply</b>					
Opening Stock	28.90	28.90	24.00		4.90
Cotton Pressing	309.70	309.70	318.90		-9.20
Imports	20.40	20.40	12.50		7.90
<b>Total Supply</b>	<b>359.00</b>	<b>359.00</b>	<b>355.40</b>		<b>3.60</b>
<b>Demand</b>					
Non-MSME Consumption	201.00	201.00	280.00		-79.00
MSME Consumption	100.00	100.00	15.00		85.00
Non Textile Consumption	16.00	16.00	16.00		
<b>Total Domestic Demand</b>	<b>317.00</b>	<b>317.00</b>	<b>311.00</b>		<b>6.00</b>
<b>Available Surplus</b>	<b>42.00</b>	<b>42.00</b>	<b>44.40</b>		<b>-2.40</b>
Exports	22.00	22.00	15.50		6.50
<b>Closing Stock</b>	<b>20.00</b>	<b>20.00</b>	<b>28.90</b>		<b>-8.90</b>

### Indian Cotton Comparative Balancesheet






# COTTON ASSOCIATION OF INDIA

INDIAN COTTON PRESSING ESTIMATE FOR THE SEASON 2022-23 AND 2023-24

Estimated as on 31st March 2024

State	As on 31st Mar 2024			As on 29th Feb 2024		2022-23	
	Pressed Bales	Loose	Total Bales	Total Bales	Monthly Change in Bales	Total Bales	Yearly Change in Bales
<b>North Zone</b>							
Punjab	3.30	0.20	3.50	3.50		2.75	0.75
Haryana	13.02	0.48	13.50	13.50		11.00	2.50
Upper Rajasthan	14.67	0.33	15.00	15.00		18.00	-3.00
Lower Rajasthan	13.67	0.33	14.00	14.00		11.25	2.75
<b>Total</b>	<b>44.66</b>	<b>1.34</b>	<b>46.00</b>	<b>46.00</b>		<b>43.00</b>	<b>3.00</b>
<b>Central Zone</b>							
Gujarat	85.01	1.99	87.00	87.00		94.41	-7.41
Maharashtra	78.54	1.46	80.00	80.00		80.71	-0.71
Madhya Pradesh	17.50	0.50	18.00	18.00		19.50	-1.50
<b>Total</b>	<b>181.05</b>	<b>3.95</b>	<b>185.00</b>	<b>185.00</b>		<b>194.62</b>	<b>-9.62</b>
<b>South Zone</b>							
Telangana	33.09	0.91	34.00	34.00		30.50	3.50
Andhra Pradesh	12.20	0.30	12.50	12.50		16.40	-3.90
Karnataka	19.45	0.55	20.00	20.00		22.50	-2.50
Tamil Nadu	6.36	0.14	6.50	6.50		5.45	1.05
<b>Total</b>	<b>71.10</b>	<b>1.90</b>	<b>73.00</b>	<b>73.00</b>		<b>74.85</b>	<b>-1.85</b>
Orissa	3.62	0.08	3.70	3.70		3.43	0.27
Others	2.00		2.00	2.00		3.00	-1.00
<b>Grand Total</b>	<b>302.43</b>	<b>7.27</b>	<b>309.70</b>	<b>309.70</b>		<b>318.90</b>	<b>-9.20</b>

\* Loose cotton production figures are as per the survey report of Sardar Vallabhbhai Patel International School of Textiles and Management for a non-covid year.



# COTTON ASSOCIATION OF INDIA

## ALL INDIA COTTON PRESSINGS

As on 31st March 2024

	Cumulative Pressings		Monthly Change	Daily Average Pressing		Cumulative Pressings	Yearly Change
	31-03-24	29-02-24		Monthly	Cumulative	31-03-23	
	Lakh Bales of 170 Kg			170 Kg Bales		Lakh Bales of 170 Kg	
<b>North Zone</b>							
Punjab	3.42	3.12	0.30	968	1,869	2.00	1.42
Haryana	11.55	10.35	1.20	3,871	6,311	7.00	4.55
Upper Rajasthan	14.48	12.98	1.50	4,839	7,913	14.27	0.21
Lower Rajasthan	12.81	12.26	0.55	1,774	7,000	9.51	3.30
<b>Total</b>	<b>42.26</b>	<b>38.71</b>	<b>3.55</b>	<b>11,452</b>	<b>23,093</b>	<b>32.78</b>	<b>9.48</b>
<b>Central Zone</b>							
Gujarat	68.02	59.68	8.34	26,903	37,169	55.90	12.12
Maharashtra	68.74	50.78	17.96	57,935	37,563	40.88	27.86
Madhya Pradesh	16.25	15.00	1.25	4,032	8,880	13.00	3.25
<b>Total</b>	<b>153.01</b>	<b>125.46</b>	<b>27.55</b>	<b>88,871</b>	<b>83,612</b>	<b>109.78</b>	<b>43.23</b>
<b>South Zone</b>							
Telangana	33.56	31.56	2.00	6,452	18,339	20.25	13.31
Andhra Pradesh	10.25	9.05	1.20	3,871	5,601	6.50	3.75
Karnataka	18.20	16.64	1.56	5,032	9,945	14.46	3.74
Tamil Nadu	0.90	0.75	0.15	484	492	1.00	-0.10
<b>Total</b>	<b>62.91</b>	<b>58.00</b>	<b>4.91</b>	<b>15,839</b>	<b>34,377</b>	<b>42.21</b>	<b>20.70</b>
Orissa	3.30	3.15	0.15	484	1,803	3.21	0.09
Others	1.65	1.50	0.15	484	902	2.65	-1.00
<b>Grand Total</b>	<b>263.13</b>	<b>226.82</b>	<b>36.31</b>	<b>1,17,129</b>	<b>1,43,787</b>	<b>190.63</b>	<b>72.50</b>



# COTTON ASSOCIATION OF INDIA

## Balance Sheet of 6 months

From 1-Oct-2023 to 31-Mar-2024

Details	In Lakh Bales of 170 kg	in '000 Tons
Opening Stock as on 01-Oct-2023	28.90	491.30
Pressings upto 31-Mar-2024	263.13	4,473.21
Imports upto 31-Mar-2024	5.00	85.00
<b>Total Available</b>	<b>297.03</b>	<b>5,049.51</b>
Consumption	165.00	2,805.00
Export Shipments upto 31-Mar-2024	18.00	306.00
Stock with Mills	47.00	799.00
Stock with CCI, Maha. Fedn., MCX, MNCs, Ginners, Traders & Exporters	67.03	1,139.51
<b>Total</b>	<b>297.03</b>	<b>5,049.51</b>
<b>BREAK-UP OF THE STOCK OF 67.03 LAKH BALES WITH OTHER THAN MILLS IS AS UNDER:-</b>		
(in lakh b/s of 170 kgs. each)		
CCI	27.50	
MNCs	16.50	
Ginners	22.60	
MCX	0.43	
<b>Total</b>	<b>67.03</b>	



# CAI Services



**Cotton Testing  
Laboratories**



**Maintain Indian  
Cotton Grade  
Standard**



**Indian Cotton  
Spot Rate**



**Arbitration and  
Conciliation  
Mechanism**




**Cotton Research  
and  
Development**



**Issue Certificate  
of Origin**



**Indian Cotton  
Statistics**



**Publications**